

BA-100ELD

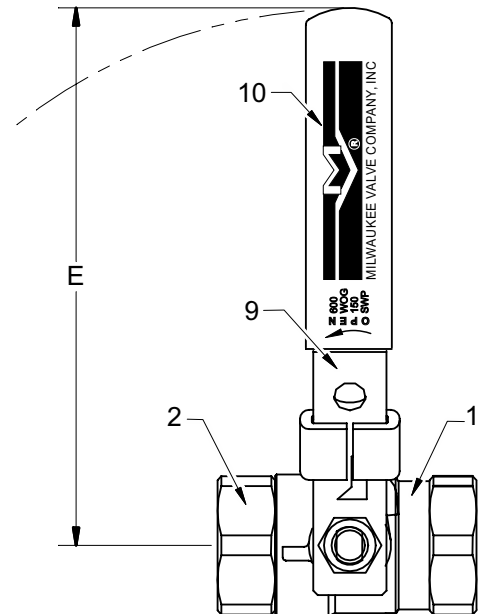
1/4"-2"

**BRONZE BALL VALVE
TWO-PIECE, STANDARD-PORT
SAFETY EXHAUST
LOCKOUT HANDLE**


MSS SP-110

MATERIALS LIST

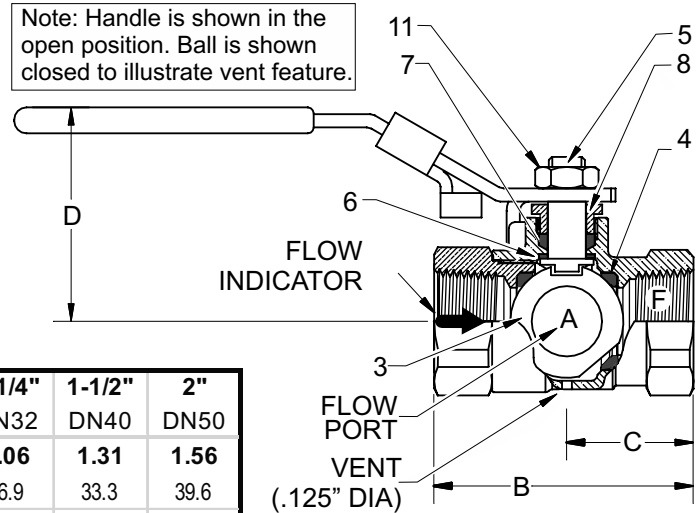
ITEM	PART	MATERIALS	ASTM SPEC.
1	Body	Cast Bronze	B584
2	Tailpiece	Brass Hex Rod	B16
3	Ball	Brass w/ Hard Chrome Plating	B16
4	Seat	RPTFE, 15% Glass Filled	
5	Stem	Brass Round Rod	B16
6	Thrust Washer	RPTFE, 25% Glass Filled	
7	Packing	PTFE	
8	Packing Nut	Brass Hex Rod	B16
9	Handle	Steel w/ Zinc Plating	Commercial
10	Hand Grip	Vinyl	
11	Handle Nut	Steel w/ Zinc Plating	Commercial



PRESSURE - TEMPERATURE DATA



Note: Handle is shown in the open position. Ball is shown closed to illustrate vent feature.



DIMENSIONS

	UNITS	3/8"	1/2"	3/4"	1"	1-1/4"	1-1/2"	2"
		DN10	DN15	DN20	DN25	DN32	DN40	DN50
A (DIA)	INCHES	0.38	0.50	0.76	0.88	1.06	1.31	1.56
	mm	9.7	12.7	19.3	22.4	26.9	33.3	39.6
B	INCHES	1.86	2.19	2.65	3.17	3.50	3.96	4.30
	mm	47.0	55.0	67.0	80.0	89.0	101.0	109.0
C	INCHES	1.00	1.10	1.30	1.58	1.74	1.97	2.15
	mm	25.0	27.0	33.0	40.0	44.0	50.0	55.0
D	INCHES	1.81	1.91	2.08	2.25	2.66	2.84	3.00
	mm	46.0	48.0	53.0	57.0	67.0	72.0	76.0
E	INCHES	3.82	3.82	4.84	4.84	6.35	6.35	7.20
	mm	97.0	97.0	123.0	123.0	161.0	161.0	183.0
F	THREAD SIZE	3/8"	1/2"	3/4"	1"	1-1/4"	1-1/2"	2"
		NPT	NPT	NPT	NPT	NPT	NPT	NPT
Cv		7	12	30	38	61	87	121

Note: DN (Diameter Nominal) = Metric equivalent size.

Rev. 10

The information presented on this sheet is correct at the time of publication. Milwaukee Valve reserves the right to change design, and/or material specifications without notice. For the most current information access www.milwaukeevalve.com

