



UNIFORM STATUTORY DECLARATION FORM FOR THE REGISTRATION OF FITTING DESIGNS

NEW BRUNSWICK
NUNAVUT

NOVA SCOTIA
YUKON

PRINCE EDWARD ISLAND
NORTHWEST TERRITORIES

NEWFOUNDLAND AND LABRADOR

MANUFACTURERS NAME: Milwaukee Valve Company Also DBA Hammond Valve	
MANUFACTURERS ADDRESS: 16550 West Stratton Drive, New Berlin, WI 53151, USA	
PLANT LOCATIONS: See Attached List	
<p align="center">CATEGORY OF FITTINGS TO BE REGISTERED. CIRCLE ONE CATEGORY ONLY</p> <p>A Pipe fittings, including couplings, tees, elbows, Ys, plugs, unions, pipe caps, or reducers B Flanges: all flanges C Valves: all line valves D Expansion joints, flexible connections, and hose assemblies: all types E Strainers, filters, separators, and steam traps F Measuring devices, including pressure gauges, level gauges, sight glasses, levels, or pressure transmitters G Certified capacity-rated pressure relief devices acceptable as primary over pressure protection on boilers, pressure vessels, piping and fusible plugs H Pressure retaining components that do not fall into one of the above categories N Nuclear components: Class 1 <input type="checkbox"/> Class 2 <input type="checkbox"/> Class 3 <input type="checkbox"/> (Meeting AECB or ASME requirements)</p>	<p align="center">TITLE OF THE STANDARD OF CONSTRUCTION</p> <p align="center">See " Summary of Products"</p>
<p align="center">SHOW MANUFACTURERS NAME, TRADEMARK, OR LOGO AS IT WILL APPEAR ON THE PRODUCT</p> <div style="display: flex; justify-content: space-around;">   </div>	<p align="center">TYPE OF CONSTRUCTION</p> <p>FORGED <input type="checkbox"/> WELDED <input type="checkbox"/> WROUGHT <input type="checkbox"/> CAST <input checked="" type="checkbox"/> OTHER <input type="checkbox"/> DESCRIBE OTHER:</p>
<p align="center">LIST OF SUPPORTING DOCUMENTATION AND IDENTIFICATION OF THE ACTUAL ITEMS TO BE REGISTERED:</p> <p align="center">See attached folder of documents</p>	

DECLARATION:
 I Tim Narel (see note 3) employed by Milwaukee Valve Co. and being the person having full authority and responsibility for the quality of the end product do solemnly declare that the information contained in this form is true and to the best of my knowledge represents the product for which registration is sought. The dimensions, materials of construction, pressure temperature ratings, and identification markings are in accordance with the herein named standards. I further declare that the manufacture of these fittings is regulated by a Quality Control Program which extends to each plant where fabrication occurs in whole or in part and has been verified by Lovds Register Quality Assurance as being suitable for that purpose and making this solemn declaration conscientiously believing it to be true, and knowing that it is of the same force and effect as if made under oath.


Signature of Declarer: [Signature]
 Declared before me at County of Waukesha, State of Wisconsin
 This 8th day of December AD 2017
 Commissioner of Oaths or Notary Public: [Signature]
 Commission expires June 18th 2019 (Affix Seal to the right)



This space for Regulatory Authority use
 This registration must be revalidated after ten (10) years from the date of acceptance.

CRN: OC20175.5
 FID#: 15608

Notes:
 1. All fittings shall be registered in the name of the Manufacturer.
 2. Each category shall be supported with two Statutory Declaration forms and one copy of supporting documentation.
 3. The declaration shall be made by the person having full authority and responsibility for the quality of the end product.
 4. Quality control programs shall be resubmitted for validation at a maximum interval of five (5) years.


 Northwest Territories
REGISTERED
 UNDER THE AUTHORITY OF
 THE BOILER AND PRESSURE
 VESSEL ACT
 C.R.N. OC20175.5
 SIGNED [Signature]
 DATE April 4/2018

F16300

Summary of Products from Milwaukee Valve Company Also DBA Hammond Valve Submitted for CRN

The Table Below summarizes Milwaukee Valve Company Products being submitted for Canadian Registration Numbers to TSSA. Products are grouped together by valve type. Figure numbers in parentheses are Hammond valve equivalents.

Valve Fig. #	Size Range	Description	ASTM Material Specs	Design Standard
BRONZE GATES, GLOBES, CHECKS				
			Body/Bonnet/Cap	
115 (B647)	3/8" - 3"	Gate, 125 SWP / 200 WOG, Bronze, NRS, Solder Ends	B62 C83600	MSS SP-80
149 (B635)	3/8" - 3"	Gate, 125 SWP / 200 WOG, Bronze, RS, Solder Ends	B62 C83600	MSS SP-80
1169 (B648)	3/8" - 3"	Gate, 150 SWP / 300 WOG, Bronze, RS, Solder Ends	B62 C83600	MSS SP-80
1502 (B618)	3/8" - 2"	Globe, 125 SWP / 200 WOG, Bronze, RS, Solder Ends	B62 C83600	MSS SP-80
1590T (B423)	1/2" - 3"	Globe, 150 SWP / 300 WOG, Bronze, RS, Solder Ends	B62 C83600	MSS SP-80
1509/1509T (B912)	3/8" - 3"	Swing Check, 125 SWP / 200 WOG, Bronze, Solder Ends	B62 C83600	MSS SP-80
1510T (B945)	1/2" - 2"	Swing Check, 150 SWP / 300 WOG, Bronze, Solder Ends	B62 C83600	MSS SP-80

THIS IS PART OF
CRN 0C20175-5
 Technical Standards & Safety Authority
 Boilers & Pressure Vessels
 Safety Program