

**UNIFORM STATUTORY DECLARATION FORM FOR THE REGISTRATION OF FITTING DESIGNS**

NEW BRUNSWICK  
NUNAVUT

NOVA SCOTIA  
YUKON

PRINCE EDWARD ISLAND  
NORTHWEST TERRITORIES

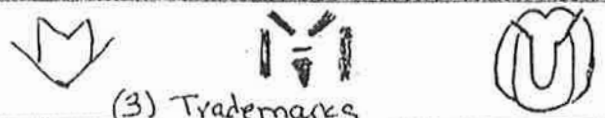
NEWFOUNDLAND AND LABRADOR

MANUFACTURERS NAME: Milwaukee Valve Company Also DBA Hammond Valve  
 MANUFACTURERS ADDRESS: 16550 W Stratton Drive, New Berlin Wisconsin 53151 USA  
 PLANT LOCATIONS: New Berlin, WI / Prairiedu Sec w/ Nuhuan, Zhejiang P.R. China / Tonglu Zhejiang P.R. China

- CATEGORY OF FITTINGS TO BE REGISTERED. CIRCLE ONE CATEGORY ONLY**
- A Pipe fittings, including couplings, tees, elbows, Ys, plugs, unions, pipe caps, or reducers
  - B Flanges: all flanges
  - C Valves: all line valves
  - D Expansion joints, flexible connections, and hose assemblies: all types
  - E Strainers, filters, separators, and steam traps
  - F Measuring devices, including pressure gauges, level gauges, sight glasses, levels, or pressure transmitters
  - G Certified capacity-rated pressure relief devices acceptable as primary over pressure protection on boilers, pressure vessels, piping and fusible plugs
  - H Pressure retaining components that do not fall into one of the above categories
  - N Nuclear components: Class 1  Class 2  Class 3  (Meeting AEGB or ASME requirements)

**TITLE OF THE STANDARD OF CONSTRUCTION**  
 See "Summary of Products for Milwaukee Valve Company Submitted for CRN Renewal" in catalog binder.

**SHOW MANUFACTURERS NAME, TRADEMARK, OR LOGO AS IT WILL APPEAR ON THE PRODUCT**

  
 (3) Trademarks

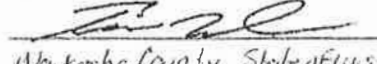
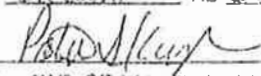
**TYPE OF CONSTRUCTION**

FORGED  WELDED  WROUGHT   
 CAST  OTHER   
 DESCRIBE OTHER:

**LIST OF SUPPORTING DOCUMENTATION AND IDENTIFICATION OF THE ACTUAL ITEMS TO BE REGISTERED:**

Various valves to various specifications (See Summary of Products list) for details.

**DECLARATION:**  
 I Tim Narell (SEE PHOTO) employed by Milwaukee Valve Co and being the person having full authority and responsibility for the quality of the end product do solemnly declare that the information contained in this form is true and to the best of my knowledge represents the product for which registration is sought. The dimensions, materials of construction, pressure temperature ratings, and identification markings are in accordance with the herein named standards. I further declare that the manufacture of these fittings is regulated by a Quality Control Program which extends to each plant where fabrication occurs in whole or in part and has been verified by L.R.Q.B. as being suitable for that purpose and I make this solemn declaration conscientiously believing it to be true, and knowing that it is of the same force and effect as if made under oath.

Signature of Declarer:   
 Declared before me at Waushara County State of Wisconsin U.S.  
 This 16<sup>th</sup> day of December AD 2012  
 Commissioner of Oaths or Notary Public: (sign)   
 My Commission expires June 29, 2014 (Official seal to the right)



This space for Regulatory Authority use  
 This registration must be revalidated after ten (10) years from the date of acceptance

CRN: 0C8213.5 REV3  
 FID#: 2134

Notes  
 1 All fittings shall be registered in the name of the Manufacturer  
 2 Each category shall be supported with two Statutory Declaration forms and one copy of supporting documentation.  
 3 The declaration shall be made by the person having full authority and responsibility for the quality of the end product.  
 4 Quality control programs shall be resubmitted for validation at a maximum interval of five (5) years



## Summary of Products from Milwaukee Valve Company Submitted for CRN in Binder 1 of 2

Table below summarizes Milwaukee Valve Company products being submitted for Canadian Registration Numbers to TSSA. Products are grouped together by valve type.

Hammond Valve is a brand name under the Milwaukee Valve Company corporate umbrella, and we have distinct Hammond Figure numbers for product which is identical to the Milwaukee Valve Company offering. Where Milwaukee Figure numbers are given with corresponding Hammond Figure numbers, the body and other key structural components are identical, the product generally varies only in handle and/or nameplate. Specific product information, e.g. ASTM specifications for material, pressure-temperature ratings, etc., are given in the individual product bulletins/catalog sheets/data sheets presented in the attached binder. To assist in cross referencing the Hammond products, we enclose a Hammond Condensed catalog.

THIS IS PART OF  
CRN OC 8213-SR3  
Technical Standards & Safety Authority  
Boilers & Pressure Vessels  
Safety Program

### BALL VALVES

1/4" - 3"  
1/4" - 5"  
1/4" - 4"  
1/4" - 2"  
1/4" - 3"  
1/4" - 2"  
1/4" - 2"  
1/4" - 2"  
1/4" - 1"  
1/4" - 2"

Valve Figure Number (Milwaukee)	Milwaukee Catalog/Bulletin Number	Valve Figure Number (Hammond)	Valve Type	Certifications/ Approvals	Design Standard
BA-100	Data Sheet BV-1	8501	Ball, cast bronze, 600 WOG, standard port, 2 pc, NPT ends.		MSS SP-110
BA-475B	Data Sheet BV-21	8901	Ball, cast bronze, 600 WOG, standard port, 2 pc, NPT ends.	UL, FM, AGA, CGA	MSS SP-110
BA-200	Data Sheet BV-9	8201	Ball, cast bronze, 400 WOG, standard port, 2 pc, NPT ends.	UL	MSS SP-110
30BB/BS	30BB/BS Series Bal-7	n/a	Ball, cast bronze, 600 WOG, full port, 3 pc, NPT ends.		MSS SP-110
BA-300/S	Data Sheet BV-11	8604, 8603	Ball, cast bronze, 600 WOG, full port, 3 pc, NPT ends.		MSS SP-110
BA-400/S	Data Sheet BV-16	8301A/8303A	Ball, cast bronze, 400 WOG, full port, 2 pc, NPT ends.		MSS SP-110
20BB/BS	20BB/BS Series Bal-2	8461, 8463	Ball, cast bronze, 600 WOG, standard port, 2 pc, NPT ends.		MSS SP-110
10 Series	Data Sheet in Ball Valve Section	n/a	Ball, one-pc, 2000 WOG, reduced port, NPT ends	API 607	MSS SP-110
20/22 CS/SS Series	20/22 Series Bal-1	8422, 8423, 8433	Ball, 2 pc. 2000/1500 WOG Standard port, NPT ends (22 series is seal welded)	API 607	MSS SP-110
30CS/SS	30CS/SS Series BAL-8	8623, 8633	Ball, 3 pc. 1000 WOG, exposed bolt, full port NPT ends.	API 607	MSS SP-110

$\frac{1}{4}$ " - 2"  
 $\frac{1}{2}$ " - 2"  
 $\frac{1}{2}$ " - 6"  
 $\frac{1}{4}$ " - 2"

35 Series	35CS/SS BAL-11	n/a	Ball, 3 pc. 2000 WOG, enclosed bolt, standard port, NPT ends	API 607	ANSI B16.34 MSS SP-110
F20 Series	F20 Series BAL-10	n/a	Ball, 2 pc., full port, flanged ends, ANSI 150# and 300# class	API 607	ANSI B16.34 API 608 MSS SP-72
F90/91	F90/91 Series BAL-3	n/a	Ball, unibody, standard port, flanged ends, ANSI 150# and 300# class.	API 607	ASME B16.34
41 Series	41 Series BAL-5	n/a	Ball, 2 pc. Seal welded, 2000/1500 WOG standard & full port and SW ends	API 607	ASME B16.34
Burst Test Data	n/a				

THIS IS PART OF  
 CORN OC-8213  
 The American Society of Mechanical Engineers  
 Pressure Vessels  
 Program

**BUTTERFLY VALVES**

Valve Figure Number (Milwaukee)	Milwaukee Catalog/Bulletin Number	Valve Figure Number (Hammond)	Valve Type	Certifications/Approvals	Design Standard
HPBV (High Performance Butterfly Valves)	Data Sheets in Butterfly Valve section	Uses same figure no. as Milwaukee	High pressure butterfly valve with offset seat, stem and disc design. Wafer and lug design, ANSI 150# and 300# class.		MSS SP-68
BB2-100 Butterball	Data Sheet BFV-15	n/a	Butterball, cast bronze, 175 psi, 1 piece, NPT ends.	UL, CSA	WW-V-1967 B31.3 KR
Resilient Seated Butterfly Valves, M, C, H, O, & U Series	ML & MW Series, CL & CW Series, HL & HW Series, O Series, and U Series	5000, 6000	Phenolic-backed Rubber-lined Butterfly Valve, one-pc body, 2 pc. Stem, lug & wafer, various ratings from vacuum to 250 psig	ABS (American Bureau of Ship Building) type certification	MSS SP-67, API 609

25" - 24" For #15  
 25" - 16" For #30  
 1/31/13  
 M. 2 - 12"  
 C. 2" - 12"  
 H. 2" - 12"  
 O. 2" - 12"  
 U. 2 - 12"

For Pressure rating, see Document 201214.

**Summary of Products from Milwaukee Valve Company Submitted for CRN in Binder 2 of 2**

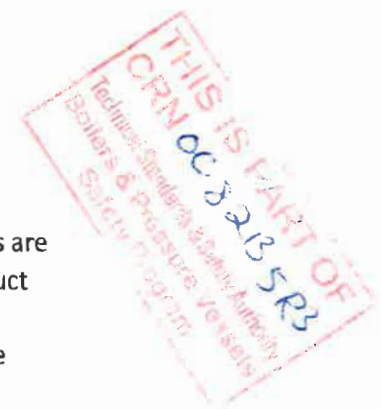


Table below summarizes Milwaukee Valve Company products being submitted for Canadian Registration Numbers to TSSA. Products are grouped together by valve type.

Hammond Valve is a brand name under the Milwaukee Valve Company corporate umbrella, and we have distinct Hammond Figure numbers for product which is identical to the Milwaukee Valve Company offering. Where Milwaukee Figure numbers are given with corresponding Hammond Figure numbers, the body and other key structural components are identical, the product generally varies only in handle and/or nameplate. Specific product information, e.g. ASTM specifications for material, pressure-temperature ratings, etc., are given in the individual product bulletins/catalog sheets/data sheets presented in the attached binder. To assist in cross referencing the Hammond products, we enclose a Hammond Condensed catalog.

**BRONZE & IRON**

Handwritten notes on the left margin of the table, including numbers like 1-3, 1-4, 1-5, 1-6, 1-7, 1-8, 1-9, 1-10, 1-11, 1-12, 1-13, 1-14, 1-15, 1-16, 1-17, 1-18, 1-19, 1-20, 1-21, 1-22, 1-23, 1-24, 1-25, 1-26, 1-27, 1-28, 1-29, 1-30, 1-31, 1-32, 1-33, 1-34, 1-35, 1-36, 1-37, 1-38, 1-39, 1-40, 1-41, 1-42, 1-43, 1-44, 1-45, 1-46, 1-47, 1-48, 1-49, 1-50, 1-51, 1-52, 1-53, 1-54, 1-55, 1-56, 1-57, 1-58, 1-59, 1-60, 1-61, 1-62, 1-63, 1-64, 1-65, 1-66, 1-67, 1-68, 1-69, 1-70, 1-71, 1-72, 1-73, 1-74, 1-75, 1-76, 1-77, 1-78, 1-79, 1-80, 1-81, 1-82, 1-83, 1-84, 1-85, 1-86, 1-87, 1-88, 1-89, 1-90, 1-91, 1-92, 1-93, 1-94, 1-95, 1-96, 1-97, 1-98, 1-99, 1-100.

Valve Figure Number (Milwaukee)	Milwaukee Catalog/Bulletin Number	Valve Figure Number (Hammond)	Valve Type	Certifications/Approvals	Design Standard
105	Data Sheet i-1	IB645	Gate, 125 SWP/200 WOG bronze NPT ends		MSS SP-80
148	Data Sheet i-2	IB640	Gate, 125 SWP/200 WOG bronze NPT ends		MSS SP-80
1152	Data Sheet i-3	IB617	Gate, 125 SWP/200 WOG bronze NPT ends		MSS SP-80
1140	Data Sheet i-6	IB646	Gate, 150 SWP/300 WOG bronze NPT ends		MSS SP-80
1141	Data Sheet i-7	IB638	Gate, 150 SWP/300 WOG bronze NPT ends		MSS SP-80
1150	Data Sheet i-8	IB641	Gate, 150 SWP/300 WOG bronze NPT ends		MSS SP-80
1151	Data Sheet i-9	IB629	Gate, 150 SWP/300 WOG bronze NPT ends		MSS SP-80
P900	Data Sheet i-12	n/a	Gate, quick opening, 150 SWP/300 WOG NPT ends		Based on MSS SP-80
P901	Data Sheet i-13	IB610	Gate, quick opening, 150 SWP/300 WOG NPT ends		Based on MSS SP-80
P902	Data Sheet i-14	n/a	Gate, quick opening, 150 WOG		Based on MSS SP-80
502	Data Sheet i-22	IB440	Globe, 125 SWP/200 WOG bronze, NPT ends		MSS SP-80
504	Data Sheet i-32	IB463	Angle, 125 SWP/200 WOG bronze, NPT ends		MSS SP-80
590T	Data Sheet i-24	IB413T	Globe, 150 SWP/300 WOG bronze NPT ends		MSS SP-80
591A	Data Sheet i-25	IB434	Globe, 150 SWP/300 WOG bronze NPT ends		MSS SP-80
595T	Data Sheet i-33	IB454T	Angle, 150 SWP/300 WOG bronze NPT ends		MSS SP-80
509/509T	Data Sheet i-35	IB904/IB940	Swing Check, 125 SWP/200 WOG, bronze, NPT ends		MSS SP-80
510T	Data Sheet i-40	IB946	Swing Check, 150 SWP/300 WOG, bronze, NPT ends		MSS SP-80
515	Data Sheet i-42	n/a	Swing Check, 150 SWP/300 WOG, bronze, NPT ends		MSS SP-80
1153	Data Sheet i-15	n/a	Gate, 200 SWP/400 WOG bronze NPT ends		MSS SP-80

1156  
 1174  
 1176  
 1182  
 1184  
 1186  
 570  
 592A  
 600  
 572  
 582  
 593A  
 507  
 508  
 2882  
 F-2885  
 F-2981  
 F-2894  
 F-2974  
 Burst Test

1156	Data Sheet i-16	n/a	Gate, 200 SWP/400 WOG bronze NPT ends	MSS SP-80
1174	Data Sheet i-17	IB651	Gate, 200 SWP/400 WOG bronze NPT ends	MSS SP-80
1176	Data Sheet i-18	n/a	Gate, 200 SWP/400 WOG bronze NPT ends	MSS SP-80
1182	Data Sheet i-19	IB652	Gate, 300 SWP/1000 WOG bronze NPT ends	MSS SP-80
1184	Data Sheet i-20	IB654	Gate, 300 SWP/1000 WOG bronze NPT ends	MSS SP-80
1186	Data Sheet i-21	IB656	Gate, 300 SWP/1000 WOG bronze NPT ends	MSS SP-80
570	Data Sheet i-27	IB413T	Globe, 200 SWP/400 WOG bronze NPT ends	MSS SP-80
592A	Data Sheet i-28	IB434	Globe, 200 SWP/400 WOG bronze NPT ends	MSS SP-80
600	Data Sheet i-29	IB415	Globe, 200 SWP/400 WOG bronze NPT ends	MSS SP-80
572	Data Sheet i-30	IB412	Globe, 300 SWP/600 WOG bronze NPT ends	MSS SP-80
582	Data Sheet i-34	n/a	Angle, 300 SWP/600 WOG bronze NPT ends	MSS SP-80
593A	Data Sheet i-31	IB444	Globe, 300 SWP/1000 WOG bronze NPT ends	MSS SP-80
507	Data Sheet i-46	IB949	Swing Check, 300 SWP/600 WOG, bronze, NPT ends	MSS SP-80
508	Data Sheet i-45	IB944	Swing Check, 200 SWP/400 WOG, bronze, NPT ends	MSS SP-80
2882	2882A (i-47) 2882-M (i-48 & i-49) 2882-M26 (i-49 & i-50)	IR1138HI & IR1138	Gate valve, flanged ends, 125 SWP/200 WOG, iron, non-rising stem	MSS SP-70
F-2885	F-2885A (i-51), F-2885-M (i-53)	IR1140 IR1140HI	Gate valve, flanged ends, 125 SWP/200 WOG, iron, rising stem	MSS SP-70
F-2981	F-2981A (i-57) F-2981-M (i-58)	IR116 IR116HI	Globe, 125 SWP/200 WOG, iron, flanged ends	MSS SP-85
F-2894	F-2894A (i-55), F-2894-M (i-58)	IR330 IR330HI	Gate, 250 SWP/500 WOG iron, flanged ends	MSS SP-70
F-2974	F-2974A (i-60), F-2974-M (i-62) F-2974-M26 (i-62) F-2974-M13 (i-67)	IR1124HI IR1124 IR1937 HI IR1126	Swing Check, 125 SWP/200 WOG iron, flanged ends	MSS SP-71
Burst Test	see tab in 3-ring binder	n/a	n/a	

PART OF  
 13.5R3