


UNIFORM STATUTORY DECLARATION FORM FOR THE REGISTRATION OF FITTING DESIGNS

NEW BRUNSWICK
NUNAVUT

NOVA SCOTIA
YUKON

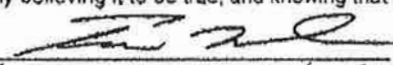
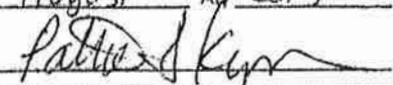
PRINCE EDWARD ISLAND
NORTHWEST TERRITORIES

NEWFOUNDLAND AND LABRADOR

MANUFACTURERS NAME: Milwaukee Valve Company	
MANUFACTURERS ADDRESS: 16550 West Stratton Drive, New Berlin, WI 53151	
PLANT LOCATIONS: 16550 W. Stratton Drive, New Berlin, WI 53151 & 117, Yangzhou Road, Tongjun Sub-district, Tonglu Zhejiang, G	
<p>CATEGORY OF FITTINGS TO BE REGISTERED. CIRCLE ONE CATEGORY ONLY</p> <p>A Pipe fittings, including couplings, tees, elbows, Ys, plugs, unions, pipe caps, or reducers B Flanges: all flanges C Valves: all line valves D Expansion joints, flexible connections, and hose assemblies: all types E Strainers, filters, separators, and steam traps F Measuring devices, including pressure gauges, level gauges, sight glasses, levels, or pressure transmitters G Certified capacity-rated pressure relief devices acceptable as primary over pressure protection on boilers, pressure vessels, piping and fusible plugs H Pressure retaining components that do not fall into one of the above categories N Nuclear components: Class 1 <input type="checkbox"/> Class 2 <input type="checkbox"/> Class 3 <input type="checkbox"/> (Meeting CNSC or ASME requirements)</p>	<p>TITLE OF THE STANDARD OF CONSTRUCTION</p> <p>Siemens USA Engineering Specification with the design meeting certain elements of ASME B31.3 and ASME B16.34</p>
<p>SHOW MANUFACTURERS NAME, TRADEMARK, OR LOGO AS IT WILL APPEAR ON THE PRODUCT</p> 	<p>TYPE OF CONSTRUCTION</p> <p>FORGED <input checked="" type="checkbox"/> WELDED <input type="checkbox"/> WROUGHT <input type="checkbox"/> CAST <input type="checkbox"/> OTHER <input type="checkbox"/> DESCRIBE OTHER:</p>
<p>LIST OF SUPPORTING DOCUMENTATION AND IDENTIFICATION OF THE ACTUAL ITEMS TO BE REGISTERED:</p> <p>Data, calculations, and supporting documentation is enclosed in catalog binder</p>	

DECLARATION:

I, Tim Naref (see note 3) employed by Milwaukee Valve Company and being the person having full authority and responsibility for the quality of the end product do solemnly declare that the information contained in this form is true and to the best of my knowledge represents the product for which registration is sought. The dimensions, materials of construction, pressure temperature ratings, and identification markings are in accordance with the herein named standards. I further declare that the manufacture of these fittings is regulated by a Quality Control Program which extends to each plant where fabrication occurs in whole or in part and has been verified by LROA as being suitable for that purpose and I make this solemn declaration conscientiously believing it to be true, and knowing that it is of the same force and effect as if made under oath.

Signature of Declarer: 
 Declared before me at County of Waukesha, State of Wisconsin
 This 15th day of August AD 2013
 Commissioner of Oaths or Notary Public: (sign) 




This space for Regulatory Authority use

This registration must be revalidated after ten (10) years from the date of acceptance.

CRN: 0C8213.5 Add.4
 FID#: 2134

Notes:
 1. All fittings shall be registered in the name of the Manufacturer.
 2. Each category shall be supported with two Statutory Declaration forms and one copy of supporting documentation.
 3. The declaration shall be made by the person having full authority and responsibility for the quality of the end product.
 4. Quality control programs shall be resubmitted for validation at a maximum interval of five (5) years.



2-WAY BALL VALVE MATRIX BRASS

Siemens Part Number	Body Configuration	Tail Piece	Insert	Cv	MVC Part Number	YMV Part Number	Control Seat Part Number	Part Number to be Etched on Body
599-10300NBG	1/2"	1/2" NPT	yes	0.4	FC200-D0.4B1	YMV-142-012-00Da	YMV-142-1/2"-22a	300
599-10301NBG	1/2"	1/2" NPT	yes	0.63	FC200-D0.6B1	YMV-142-012-00Db	YMV-142-1/2"-22b	301
599-10302NBG	1/2"	1/2" NPT	yes	1	FC200-D1.0B1		YMV-142-1/2"-22g	302
599-10303NBG	1/2"	1/2" NPT	yes	1.6	FC200-D1.6B1	YMV-142-012-00Dc	YMV-142-1/2"-22c	303
599-10304NBG	1/2"	1/2" NPT	yes	2.5	FC200-D2.5B1	YMV-142-012-00Dd	YMV-142-1/2"-22d	304
599-10305NBG	1/2"	1/2" NPT	yes	4	FC200-D4B1	YMV-142-012-00De	YMV-142-1/2"-22e	305
599-10306NBG	1/2"	1/2" NPT	yes	6.3	FC200-D6.3B1		YMV-142-1/2"-22f	306
599-10307NBG	1/2"	1/2" NPT	yes	10	FC200-D10B1	YMV-142-012-00DW	YMV-142-1/2"-22h	307
599-10308NBG	3/4"	3/4" NPT	yes	6.3	FC200-E6.3B1		YMV-142-3/4"-22b	308
599-10309NBG	3/4"	3/4" NPT	yes	10	FC200-E10B1	YMV-142-034-00E	YMV-142-3/4"-22	309
599-10310NBG	3/4"	3/4" NPT	yes	16	FC200-E16B1		YMV-142-3/4"-22c	310
599-10311NBG	3/4"	3/4" NPT	yes	25	FC200-E25B1	YMV-142-034-00EW	YMV-142-3/4"-22d	311
599-10312NBG	3/4"	1" NPT	yes	10	FC200-F10B1	YMV-142-100-00E	YMV-142-3/4"-22	312
599-10313NBG	1"	1" NPT	yes	16	FC200-F16B1	YMV-142-100-00F	YMV-142-1"-22	313
599-10314NBG	1 1/4"	1" NPT	yes	25	FC200-F25B1	YMV-142-100-00G	YMV-142-1 1/4"-22	314
599-10315NBG	1"	1" NPT	yes	40	FC200-F40B1		YMV-142-1"-22b	315
599-10316NBG	1"	1" NPT	no	63	FC200-F63B1	YMV-142-100-00FW	N/A	316
599-10317NBG	1"	1 1/4" NPT	yes	16	FC200-G16B1	YMV-142-114-00F	YMV-142-1"-22c	317
599-10318NBG	1 1/4"	1 1/4" NPT	yes	25	FC200-G25B1		YMV-142-1 1/4"-22	318
599-10319NBG	1 1/4"	1 1/4" NPT	yes	40	FC200-G40B1	YMV-142-114-00G	YMV-142-1 1/4"-22b	319
599-10320NBG	1 1/4"	1 1/4" NPT	yes	63	FC200-G63B1		YMV-142-1 1/4"-22c	320
599-10321NBG	1 1/4"	1 1/4" NPT	no	100	FC200-G100B1	YMV-142-114-00GW	N/A	321
599-10322NBG	1 1/4"	1 1/2" NPT	yes	25	FC200-H25B1	YMV-142-112-00G	YMV-142-1 1/4"-22	322
599-10323NBG	1 1/2"	1 1/2" NPT	yes	40	FC200-H40B1	YMV-142-112-00H	YMV-142-1 1/2"-22	323
599-10324NBG	1 1/4"	1 1/2" NPT	yes	63	FC200-H63B1	YMV-142-112-00GW	YMV-142-1 1/4"-22c	324
599-10325NBG	1 1/2"	1 1/2" NPT	yes	100	FC200-H100B1		YMV-142-1 1/2"-22b	325
599-10326NBG	1 1/2"	1 1/2" NPT	no	160	FC200-H160B1	YMV-142-112-00HW	N/A	326
599-10327NBG	1 1/2"	2" NPT	yes	40	FC200-J40B1	YMV-142-200-00H	YMV-142-1 1/2"-22	327
599-10328NBG	2"	2" NPT	yes	63	FC200-J63B1	YMV-142-200-00J	YMV-142-2"-22	328
599-10329NBG	1 1/2"	2" NPT	no	100	FC200-J100B1	YMV-142-200-00HW	N/A	329
599-10330NBG	2"	2" NPT	yes	160	FC200-J160B1		YMV-142-200-22b	330

THIS IS PART OF
CRN OC 8213 SADD4
 Technical Standards & Safety Authority
 Boilers & Pressure Vessels
 Safety Program

2-WAY BALL VALVE MATRIX STAINLESS STEEL

Siemens Part Number	Body Configuration	Tail Piece	Insert	Cv	MVC Part Number	YMV Part Number	Control Seat Part Number	Part Number to be Etched on Body
599-10300SNBG	1/2"	1/2" NPT	yes	0.4	FC200-D0.4S1		YMV-142-1/2"-22a	300S
599-10301SNBG	1/2"	1/2" NPT	yes	0.63	FC200-D0.6S1		YMV-142-1/2"-22b	301S
599-10302SNBG	1/2"	1/2" NPT	yes	1	FC200-D1.0S1		YMV-142-1/2"-22g	302S
599-10303SNBG	1/2"	1/2" NPT	yes	1.6	FC200-D1.6S1		YMV-142-1/2"-22c	303S
599-10304SNBG	1/2"	1/2" NPT	yes	2.5	FC200-D2.5S1		YMV-142-1/2"-22d	304S
599-10305SNBG	1/2"	1/2" NPT	yes	4	FC200-D4S1		YMV-142-1/2"-22e	305S
599-10306SNBG	1/2"	1/2" NPT	yes	6.3	FC200-D6.3S1		YMV-142-1/2"-22f	306S
599-10307SNBG	1/2"	1/2" NPT	yes	10	FC200-D10S1		YMV-142-1/2"-22h	307S
599-10308SNBG	3/4"	3/4" NPT	yes	6.3	FC200-E6.3S1		YMV-142-3/4"-22b	308S
599-10309SNBG	3/4"	3/4" NPT	yes	10	FC200-E10S1		YMV-142-3/4"-22	309S
599-10310SNBG	3/4"	3/4" NPT	yes	16	FC200-E16S1		YMV-142-3/4"-22c	310S
599-10311SNBG	3/4"	3/4" NPT	yes	25	FC200-E25S1		YMV-142-3/4"-22d	311S
599-10312SNBG	3/4"	1" NPT	yes	10	FC200-F10S1		YMV-142-1"-22	312S
599-10313SNBG	1"	1" NPT	yes	16	FC200-F16S1		YMV-142-1"-22	313S
599-10314SNBG	1 1/4"	1" NPT	yes	25	FC200-F25S1		YMV-142-1"-22	314S
599-10315SNBG	1"	1" NPT	yes	40	FC200-F40S1		YMV-142-1"-22b	315S
599-10316SNBG	1"	1" NPT	no	63	FC200-F63S1		N/A	316S
599-10317SNBG	1"	1 1/4" NPT	yes	16	FC200-G16S1		YMV-142-1"-22c	317S
599-10318SNBG	1 1/4"	1 1/4" NPT	yes	25	FC200-G25S1		YMV-142-1 1/4"-22	318S
599-10319SNBG	1 1/4"	1 1/4" NPT	yes	40	FC200-G40S1		YMV-142-1 1/4"-22b	319S
599-10320SNBG	1 1/4"	1 1/4" NPT	yes	63	FC200-G63S1		YMV-142-1 1/4"-22c	320S
599-10321SNBG	1 1/4"	1 1/4" NPT	no	100	FC200-G100S1		N/A	321S
599-10322SNBG	1 1/4"	1 1/2" NPT	yes	25	FC200-H25S1		YMV-142-1 1/4"-22	322S
599-10323SNBG	1 1/2"	1 1/2" NPT	yes	40	FC200-H40S1		YMV-142-1 1/2"-22	323S
599-10324SNBG	1 1/4"	1 1/2" NPT	yes	63	FC200-H63S1		YMV-142-1 1/4"-22c	324S
599-10325SNBG	1 1/2"	1 1/2" NPT	yes	100	FC200-H100S1		YMV-142-1 1/2"-22b	325S
599-10326SNBG	1 1/2"	1 1/2" NPT	no	160	FC200-H160S1		N/A	326S
599-10327SNBG	1 1/2"	2" NPT	yes	40	FC200-J40S1		YMV-142-1 1/2"-22	327S
599-10328SNBG	2"	2" NPT	yes	63	FC200-J63S1		YMV-142-2"-22	328S
599-10329SNBG	1 1/2"	2" NPT	no	100	FC200-J100S1	YMV-142-200-00HW	N/A	329S
599-10330SNBG	2"	2" NPT	yes	160	FC200-J160S1		YMV-142-200-22b	330S

THIS IS PART OF
CRN 0082135ADD4
 Technical Standards & Safety Authority
 Boilers & Pressure Vessels
 Safety Program

3-WAY BALL VALVE MATRIX BRASS

Siemens Part Number	Body Configuration	Tail Piece	Insert	Cv	MVC Part Number	Control Seat Part Number	Part Number to be Etched on Body
599-10350NBG	3/4"	1/2" NPT	yes	0.4	FC300-D0.4B1	YMV-143-1/2"-22a	350
599-10351NBG	3/4"	1/2" NPT	yes	0.63	FC300-D0.6B1	YMV-143-1/2"-22b	351
599-10352NBG	3/4"	1/2" NPT	yes	1.0	FC300-D1.0B1	YMV-143-1/2"-22c	352
599-10353NBG	3/4"	1/2" NPT	yes	1.6	FC300-D1.6B1	YMV-143-1/2"-22g	353
599-10354NBG	3/4"	1/2" NPT	yes	2.5	FC300-D2.5B1	YMV-143-1/2"-22d	354
599-10355NBG	3/4"	1/2" NPT	yes	4	FC300-D4B1	YMV-143-1/2"-22e	355
599-10356NBG	3/4"	1/2" NPT	yes	6.3	FC300-D6.3B1	YMV-143-1/2"-22f	356
599-10357NBG	3/4"	1/2" NPT	yes	10	FC300-D10B1	YMV-142-3/4"-22	357
599-10358NBG	3/4"	3/4" NPT	yes	6.3	FC300-E6.3B1	YMV-142-3/4"-22b	358
599-10359NBG	3/4"	3/4" NPT	yes	10	FC300-E10B1	YMV-142-3/4"-22	359
599-10360NBG	3/4"	3/4" NPT	yes	16	FC300-E16B1	YMV-142-3/4"-22c	360
599-10361NBG	1"	1" NPT	yes	10	FC300-F10B1	YMV-143-1"-22a	361
599-10362NBG	1 1/4"	1" NPT	yes	16	FC300-F16B1	YMV-143-1"-22b	362
599-10363NBG	1 1/4"	1" NPT	yes	25	FC300-F25B1	YMV-142-1 1/4"-22	363
599-10364NBG	1 1/4"	1 1/4" NPT	yes	16	FC300-G16B1	YMV-143-1 1/4"-22	364
599-10365NBG	1 1/4"	1 1/4" NPT	yes	25	FC300-G25B1	YMV-142-1 1/4"-22	365
599-10366NBG	1 1/4"	1 1/4" NPT	yes	40	FC300-G40B1	YMV-142-1 1/4"-22b	366
599-10367NBG	1 1/2"	1 1/2" NPT	yes	25	FC300-H25B1	YMV-143-1 1/2"-22b	367
599-10368NBG	1 1/2"	1 1/2" NPT	yes	40	FC300-H40B1	YMV-142-1 1/2"-22	368
599-10369NBG	1 1/2"	1 1/2" NPT	yes	63	FC300-H63B1	YMV-143-1 1/2"-22c	369
599-10370NBG	1 1/2"	2" NPT	yes	40	FC300-J40B1	YMV-142-1 1/2"-22	370
599-10371NBG	2"	2" NPT	yes	63	FC300-J63B1	YMV-142-2"-22	371
599-10372NBG	2"	2" NPT	yes	100	FC300-J100B1	YMV-143-2"-22b	372

THIS IS PART OF
CRN 008213 SADD4
 Technical Standards & Safety Authority
 Boilers & Pressure Vessels
 Safety Program