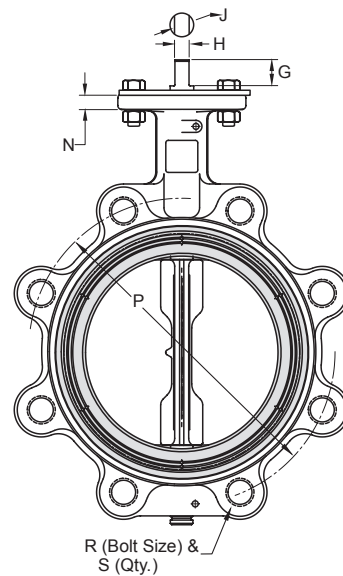
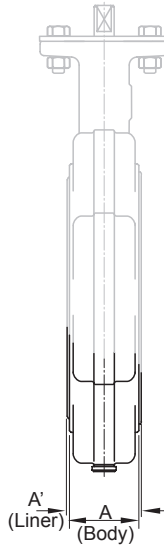
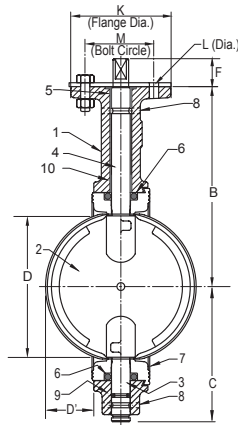


HL Series 2"-12"



ABS Type Approved; Cat. A
CFR-46

**Iron Butterfly Valve
Lug Style
250 psi Non-Shock WOG
Dead End Service to 200 psi Max*
Specifications: API-609 MSS SP-67 Type 1**



MATERIALS LIST

ITEM	PART	MATERIALS
1	BODY	DUCTILE IRON ASTM A536
		DUCTILE IRON-EPOXY COATED
2	DISC	NP DUCTILE IRON ASTM A536
		ALUMINUM BRONZE ASTM B148
3	BOTTOM STEM	STAINLESS STEEL TYPE 316
		STAINLESS STEEL TYPE 316 (1)
4	TOP STEM	STAINLESS STEEL TYPE 416
		STAINLESS STEEL TYPE 316 (1)
5	TOP BEARING	REINFORCED NYLON
6	SEAL	EPDM, BUNA, VITON
7	LINER	BUNA
		EPDM
		VITON
8	ROLL PIN	STAINLESS STEEL
9	STEM SEAL	EPDM, BUNA, VITON
10	LOWER BEARING	REINFORCED NYLON
11	OPERATOR	LEVER HANDLE
		EPOXY COATED LEVER HANDLE
		GEAR OPERATOR
		GEAR OPERATOR WITH MEMORY STOP
		GEAR OPERATOR WITH LOCK
		ACTUATOR-AIR/AIR
ACTUATOR-AIR/SRING		
		ACTUATOR-ELECTRIC

(1) - 316 Stem used with CF8M Disc

* Uni-directional

DIMENSIONS

	INCHES DN	VALVE SIZE									
		2	2-1/2	3	4	5	6	8	10	12	
A (Body)	INCHES	1.69	1.81	1.81	2.07	2.19	2.19	2.38	2.69	3.06	
	mm	43	46	46	52	55	55	60	68	78	
A ¹ (Liner)	INCHES	1.82	1.94	1.94	2.20	2.32	2.32	2.51	2.82	3.21	
	mm	46	49	49	55	58	58	63	71	82	
B	INCHES	5.50	6.00	6.25	7.00	7.53	8.00	9.38	10.56	12.06	
	mm	139	152	158	177	191	203	238	268	306	
C	INCHES	3.06	3.31	3.75	4.25	4.94	5.56	5.56	7.88	9.25	
	mm	77	84	95	108	125	141	166	200	235	
D (Chord Dia)	INCHES	1.49	2.01	2.64	3.67	4.71	5.66	7.72	9.70	11.68	
	mm	37	51	67	93	119	143	196	246	296	
D ¹ (Intrusion)	INCHES	0.28	0.44	0.69	1.06	1.50	1.94	2.84	3.69	4.50	
	mm	7	11	17	27	38	49	72	93	114	
F	INCHES	1.13	1.13	1.13	1.13	1.13	1.13	1.50	1.50	1.50	
	mm	28	28	28	28	28	28	38	38	38	
G	INCHES	0.81	0.81	0.81	0.81	0.81	0.81	1.06	1.06	1.06	
	mm	20	20	20	20	20	20	27	27	27	
H	INCHES	0.35	0.35	0.35	0.40	0.40	0.44	0.53	0.71	0.71	
	mm	8	8	8	10	10	11	13	18	18	
J	INCHES	0.50	0.50	0.50	0.56	0.56	0.62	0.75	1.00	1.00	
	mm	12	12	12	14	14	14	19	25	25	
K	INCHES	4	4	4	4	4	4	6	6	6	
	mm	101.6	101.6	101.6	101.6	101.6	101.6	152.4	152.4	152.4	
L (Dia)	INCHES	0.44	0.44	0.44	0.44	0.44	0.44	0.56	0.56	0.56	
	mm	11	11	11	11	11	11	14	14	14	
M	INCHES	3.25	3.25	3.25	3.25	3.25	3.25	5.00	5.00	5.00	
	mm	82	82	82	82	82	82	127	127	127	
N	INCHES	0.44	0.44	0.44	0.44	0.44	0.44	0.50	0.50	0.50	
	mm	11	11	11	11	11	11	12	12	12	
P	INCHES	4.75	5.50	6.00	7.50	8.50	9.50	11.75	14.25	17.00	
	mm	120	139	152	190	215	241	298	362	431	
R	INCHES	5/8-11	5/8-11	5/8-11	5/8-11	3/4-10	3/4-10	3/4-10	7/8-9	7/8-9	
	mm	15.875-11.5	15.875-11.5	15.875-11.5	15.875-11.5	19.0-10.0	19.0-10.0	19.0-10.0	19.9-22.5	19.9-22.5	
S	INCHES	4	4	4	8	8	8	8	12	12	
	mm	101.6	101.6	101.6	203.2	203.2	203.2	203.2	304.8	304.8	

Note: The wetted surface of this product (In any material combination.) contacted by consumable water contains less than one quarter of one percent (.25%) of lead by weight.

The information presented on this sheet is correct at time of publication. Milwaukee Valve reserves the right to change design and/or materials without notice. For our Installation, Operation and Maintenance Manual and the most current product information go to www.milwaukeevalve.com.

⚠ State of California Prop 65 **WARNING:** Cancer and Reproductive Harm. For more information visit www.p65warnings.ca.gov.



M**L****2****3****4****V****A**

VALVE SERIES	BODY STYLE	OPERATOR	BODY MATERIAL	DISC MATERIAL	LINER MATERIAL	SPECIAL OPTIONS
H - H SERIES (250 PSI)	L - LUG BODY	1 - VALVE ONLY	2 - CAST IRON*	2 - NICKEL PLATED DUCTILE IRON	B - BUNA-N	S - 316 STEM W/AB OR NP DISC
M - M SERIES	W - WAFER BODY	2 - LEVER HANDLE	3 - DUCTILE IRON	3 - ALUMINUM/BRONZE	E - EPDM	A - EPOXY COATED BODY
O - O SERIES		3 - GEAR OPERATOR		4 - CF8M(316) STAINLESS STEEL	H - HYPALON	AD - ASSEMBLE DRY
U - U SERIES (50 PSI)		5 - GEAR W/MEMORY STOP	*MILWAUKEE VALVE	7 - NYLON COATED DUCTILE IRON	NB - FDA BLACK NEOPRENE	
		9 - GEAR WITH LOCK	RESERVES THE RIGHT TO	8 - EPOXY COATED DUCTILE IRON	NW - FDA WHITE NEOPRENE	
			UPGRADE THE BODY		T - TEFLON OVER BUNA	
			WITHOUT NOTICE FOR NO		(AVAILABLE W/SS DISC ONLY)	
			ADDITIONAL COST.		V - VITON	
		*PNEUMATIC AND ELECTRIC				
		ACTUATION OPTIONS AVAILABLE				

Rev 11/4/2021